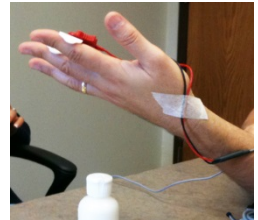


GSR (ground is provided thru GSR)

1. Non-dominant finger (palm side) – alcohol-> calcium. Padded electrodes (if crystalized, discard. bit crusted, add more white gel (bottle).
2. Color doesn't matter (black/red) electrodes → cable goes to palm side tape 2 places- wrist and palm



ECG

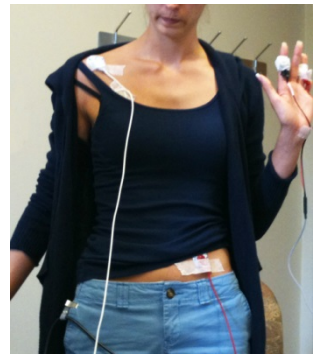
1. ONE: Between the shoulder blades, below collarbone. Soft area brown pad (sandpaper) rub until semi-re, blue lettered electrode pads green gel. Use the tube tip to dab.
2. TWO: between belly button and side
또는 away from tendon (right wrist) left ankle ..rub with brown pad



SS2LA channel 2


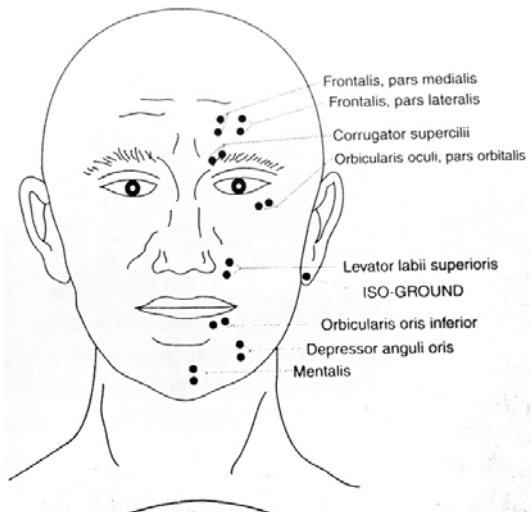
Connecting

- negative (white) shoulder or right arm
- positive (red) belly or left ankle



Facial EMG

1. Adhesive collar tab. Blue tab to face up. Centered. Green gel – fill and let it dwell.
enough to be filled (put enough gel)
2. Frown muscle area, cable around ear
- 3.



파란게 위로

